


**hertz**  
KOMPRESSOREN



**HPC H5**


**hertz**  
KOMPRESSOREN

**HPC-H**  
Reciprocating High Pressure  
Air Compressors  
5,5-15 kW

507-  
1657  
L/min

5,5-15  
kW

40  
bar



# HPC-H SERIES

*Oil Injected, High Pressure, Belt Driven  
Reciprocating High Pressure Air Compressors*

We offer ideal air solutions for high pressure applications.




## General Features

- Automatic discharge system for loadless start
- Outlet air cooling radiator
- Air intake filter and silencer
- Includes safety systems suitable to pressure class



## Advantages

- Ideal for applications requiring high pressure, particularly the maritime sector.
- High-quality components for high-efficiency operation.
- Robust cast body.
- Long-life bearings for reduced maintenance and service periods.
- Ensures compressed air needs up to 40 bar.
- Service-friendly design minimizes downtime and lowers maintenance costs.





## **Main Motor and Drive System**

- IE3 efficiency-class electric motor
- Belt-pulley drive system
- Adjustable belt tension reduces losses
- Specially designed fan-type cast iron pulley
- Easy-to-use belt-tensioning system
- Optional star/delta starter



## **Compressor Block**

- Cast iron cylinder and cylinder heads with cooling fins
- Specially designed high-speed stainless steel concentric valves
- High-strength cast iron oil sumps
- Dynamically balanced cast steel crankshaft and counterweight
- Special aluminium alloy pistons and cast steel connecting rods
- Specially designed finger type, high-capacity stainless steel suction-discharge valves
- Stainless steel, high-pressure resistant specially designed suction-discharge valves



## **Safety System**

- Integrated check valve in air outlet line
- Belt pulley housing guard
- High-pressure switch
- First and second stage relief valves
- Outlet pressure manometer
- First stage pressure manometer



## **Certification**

- Electrical components selected to meet IEC, UL/cUL, and CE standards
- Bureau Veritas and French Llyod type-approval certificates

Model	Pressure		Intake Capacity		Motor	Connection	Dimensions (mm)			Weight
	bar	psi	L/min.	cfm	kW/HP		Length	Width	Height	kg
HPC-H5	40	580	507	17,9	5,5 / 7	3/4"	933	576	662	153
HPC-H15	40	580	1060	37,4	11 / 15	1"	1312	1213	718	363
HPC-H20	40	580	1657	58,5	15 / 20	1"	1295	897	832	422

- Unit performances measured in reference conditions which are 1 bar absolute air Pressure, %0 relative humidity, 20°C inlet air temperature, 71°C thermostatic valve set temperature and use of Smartoil.
- Hertz reserves its rights to make changes in its products and specifications without prior notice.